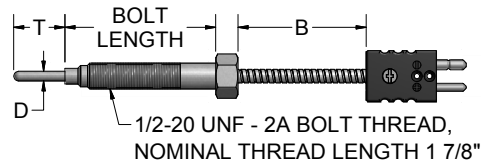


The melt-bolt thermocouple illustrated below is made of 300 series stainless steel and is constructed using a fiberglass insulated element. This style of thermocouple is used on extruders and injection molding machines to directly measure the melt temperature of plastic as it moves down the extruder barrel.



ORDER CODES

Example Order Number:

1-1 1-2 1-3 2 3 4
JFMB2 **3** **U** - **02** - **F1A006** - **4**

1-1 Thermocouple Type

CODE		TIP O.D. "D" DIM. (inches)
<i>SINGLE</i>	<i>DUPLEX</i>	
JFMB2		1/8
JFMB3	JFMB3	3/16
Other Element Types		
For type E, K, or T thermocouples, replace J in order code with required letter designation.		

1-2 Bolt Length

CODE	LENGTH (inches)
3	3
4	4
6	6
Consult factory for other lengths.	

1-3 Junction

Grounded junctions supplied as standard. Insert 'U' only when requiring an ungrounded junction.

2 Tip Length

CODE	"T" TIP LENGTH (inches)	CODE	"T" TIP LENGTH (inches)
00	Flush	08	1/2
02	1/8	12	3/4
04	1/4	16	1
Consult factory for other lengths.			

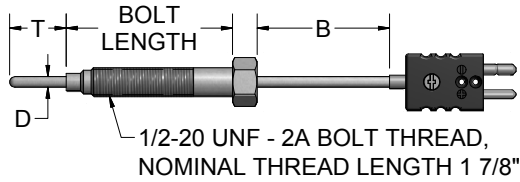
3 Extension Leadwire "B"

CODE ^[1]	DESCRIPTION
000	No leadwire, connector attached to sheath
F1A_ _ _	Fiberglass insulation - solid conductor - flexible armor
F3A_ _ _	Fiberglass insulation - stranded conductor - flexible armor
[1] Insert 3 digit "B" length in inches. EX: F1A012=12" "B" length; for assemblies requiring other than the standard 6" "C" dimension, insert 3 digit "C" length in inches after "B" dimension. EX: F1A036-012=36" "B" length with additional 12" "C" length.	

4 Terminations and Options

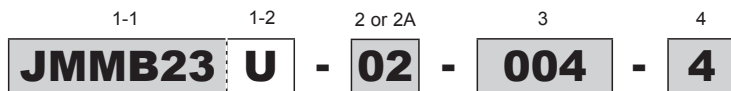
CODE	DESCRIPTION
2	2" split leads, 1/4" stripped
3	2" split leads with spade lugs
4	Standard plug
5	Standard jack
6	Miniature plug
7	Miniature jack
Options	
MC	Mating connector

The melt-bolt thermocouples illustrated below are used on extruders and injection molding machines to directly measure the melt temperature of plastic as it moves down the extruder barrel. These melt-bolts are made with 300 series stainless steel and are constructed using a metal-sheathed MgO element. The fixed tip style consists of an MgO element brazed to the bolt at a specified tip length and is supplied with a grounded junction as standard. Pyromation's Precision Tip Re-adjustable Melt-Bolt Thermocouples come standard with a fast response exposed junction. The precision tip is manufactured from hardened stainless steel and creates a positive shut off to prevent the back flow of plastic into the bolt. The 5/32" O.D. tip has an adjustment range of 0"-1".



ORDER CODES

Example Order Number:



1-1 Thermocouple Type

CODE		DESCRIPTION		
SINGLE	DUPLEX	TIP O.D. "D" DIM.	BOLT LENGTH	TIP STYLE
JMMB23	JJMMB23	1/8"	3"	Fixed
JMMB24	JJMMB24	1/8"	4"	Fixed
JMMB26	JJMMB26	1/8"	6"	Fixed
JMMB33	JJMMB33	3/16"	3"	Fixed
JMMB34	JJMMB34	3/16"	4"	Fixed
JMMB36	JJMMB36	3/16"	6"	Fixed
JAMB3E	JJAMB3E	5/32"	3"	Adjustable
JAMB6E	JJAMB6E	5/32"	6"	Adjustable

Other Element Types

For type E, K or T thermocouples, replace J in order code with required letter designation.

1-2 Junction

Grounded junctions supplied as standard on fixed tip melt-bolts and exposed tip junctions are standard on adjustable tip melt-bolts. For junction styles other than the standard, specify "U" for ungrounded or "G" for grounded junction.

2 Tip Length for Fixed Tip Melt-Bolt

CODE	"T" TIP LENGTH	CODE	"T" TIP LENGTH
00	Flush	08	1/2"
02	1/8"	12	3/4"
04	1/4"	16	1"

2A Tip Length for Adjustable Tip Melt-Bolt

CODE	"T" TIP LENGTH
01	Adjustable range 0" to 1"

3 MgO Extension "B"

CODE	DESCRIPTION
000	Connector 1/2" from bolt
---	Insert "B" length in inches using 3 digits

4 Terminations and Options

CODE	DESCRIPTION
4	Standard plug
5	Standard jack
6	Miniature plug
7	Miniature jack
Options	
MC	Mating connector
CL	Compression L bracket